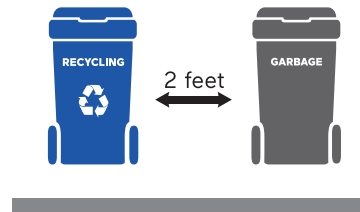


# COLLECTION GUIDELINES

Please follow these guidelines to ensure collection.

Place carts at the curb by 5 am.

- Two (2) feet apart with lids opening toward street
- At least three (3) feet from cars, trees, mailboxes, fences and utility boxes
- Wheels as close to the curb as possible
- Please remove carts as soon as possible after collection



## GARBAGE

Charges are based on cart size. There is a charge for extra garbage that doesn't fit in your cart with the lid completely closed.

- **Weight limit 35-gallon/70 lbs** for your collector's safety
- **Bag and tie garbage.** Shopping bags work well
- **Double bag pet litter, packing pellets and cold ashes**

## Collection Information

Waste Management provides garbage and subscription recycling collection for the City of Cle Elum.

## Missed Collection?

If your container(s) were at the curb by 5 am and were not emptied, please report a missed collection by calling the City of Cle Elum - 509-674-2262. Or, residents that live outside of the city limits of Cle Elum may call 877-466-4668 for assistance.

## Holiday Schedules

WM observes two annual holidays: Christmas Day (Dec. 25), and New Year's Day (Jan. 1). All other holidays will not affect your collection schedule. Weekday holidays will delay collection by one day for the remainder of the week. For example, if a holiday falls on a Thursday, Thursday customers will be collected on Friday and Friday customers will be collected on Saturday.



## Customer Service:

**\*Within the City Limits\***  
(Note: some residents may have a Cle Elum address but not be within city limits.)

**509-674-2262**

City of Cle Elum - Utilities  
119 West First Street  
Cle Elum, WA 98922

Hours:  
8 am to 4:30 pm Mon  
8 am to 6:00 pm Thurs  
7 am to 3:30 pm Friday

## INCLEMENT WEATHER DELAY GUIDELINES

- Up to twice the regular amount of garbage and recycling will be collected at no additional charge on your next regularly scheduled collection day. Please note recycle is collected every other week.
  - In the event of two successive weather delays, make-up collection will be made on the next possible day.
  - Credits are not issued for delayed collection due to inclement weather.
- Updates:** cleelum.gov



# City of Cle Elum

## 2025 Service Guide



# **RECYCLING** (by subscription)

All items must be **clean, empty and placed loose** in the recycle cart. Recycle only these items.



**Plastic Bottles, Jugs, Jars & Dairy Tub**  
No lids



**Food & Beverage Cans**  
No loose lids



**Paper, Flattened Cardboard & Paperboard**

## Extra Recycling

Please note that there is a charge for extra recycling.

If you have additional recyclables beyond your cart's capacity, you can place them in clear plastic recycling bins or cardboard boxes, with a size limit of 3' x 3' x 3'. For cardboard, cut it down into 2' x 2' pieces and bundle it next to your recycling cart. Set out all extra recyclables on your normal collection day, placing them adjacent to your primary recycling cart.

If you frequently have excess recyclables, consider adding a second cart to your service for more convenient disposal.











**City of Cle Elum  
Recycling Service  
Sign up**

Visit  
[cleelum.gov/  
recycling/](http://cleelum.gov/recycling/)  
or call  
**509-674-2262**



## KEEP OUT of Your Recycle Cart

(THIS IS NOT A COMPLETE LIST)

- |  |  |
|--|--|
|  Plastic Bags               |  Foam Cups, Packaging & Peanuts |
|  Plastic Trays & Clamshells |  Food & Liquid                  |
|  Cups, Utensils & Straws    |  Hazardous Waste Containers     |
|  Cartons                    |  Medical Waste & Syringes       |
|  Frozen Food Containers     |  Electronics & Batteries        |

# **GARBAGE**

Please bag all garbage and put it in your garbage cart.



**Non-Recyclable Plastic**



**Non-Recyclable Paper**



**Glass**











**Non-Recyclable Metal**

## Garbage Guidelines

- Please bag all garbage.
- Double bag pet waste, pet litter, packing pellets, vacuum dust, sawdust, and cold ashes.
- **Garbage charges** are based on container size. *There is a charge for extra garbage that doesn't fit in your container with the lid closed.*



## KEEP OUT of Your Garbage

- |   |   |   |
|---|---|---|
|  Hazardous Waste |  Fluorescent Bulbs |  Computers   |
|  Medical Waste   |  Fuel Tanks        |  Televisions |
|  Syringes        |  Liquids           |   |